



4 Linear Motion Presentation EXPRESS Conceptual Physics



THE BIG IDEA You can describe the motion of an object by its position, speed, direction, and acceleration.

4 Linear Motion Presentation EXPRESS Conceptual Physics

4.1 Motion Is Relative



An object is moving if its position relative to a fixed point is changing.

4 Linear Motion Presentation EXPRESS Conceptual Physics

4.1 Motion Is Relative

Even things that appear to be at rest move. When we describe the motion of one object with respect to another, we say that the object is moving **relative** to the other object.

- A book that is at rest, relative to the table it lies on, is moving at about 30 kilometers per second relative to the sun.
- The book moves even faster relative to the center of our galaxy.

4 Linear Motion Presentation EXPRESS Conceptual Physics

4.1 Motion Is Relative

The racing cars in the Indy 500 move relative to the track.



4 Linear Motion Presentation EXPRESS Conceptual Physics

4.1 Motion Is Relative


When we discuss the motion of something, we describe its motion relative to something else.

- The space shuttle moves at 8 kilometers per second relative to Earth below.
- A racing car in the Indy 500 reaches a speed of 300 kilometers per hour relative to the track.
- Unless stated otherwise, the speeds of things in our environment are measured relative to the surface of Earth.

4 Linear Motion Presentation EXPRESS Conceptual Physics

4.1 Motion Is Relative

Although you may be at rest relative to Earth's surface, you're moving about 100,000 km/h relative to the sun.



4 Linear Motion Presentation EXPRESS Conceptual Physics x

4.1 Motion Is Relative

think!

A hungry mosquito sees you resting in a hammock in a 3-meters-per-second breeze. How fast and in what direction should the mosquito fly in order to hover above you for lunch?

PEARSON

4 Linear Motion Presentation EXPRESS Conceptual Physics x

4.1 Motion Is Relative

think!

A hungry mosquito sees you resting in a hammock in a 3-meters-per-second breeze. How fast and in what direction should the mosquito fly in order to hover above you for lunch?

Answer: The mosquito should fly toward you into the breeze. When above you it should fly at 3 meters per second in order to hover at rest above you.

PEARSON

4 Linear Motion Presentation EXPRESS Conceptual Physics x


4.1 Motion Is Relative

CONCEPT CHECK: How can you tell if an object is moving?

PEARSON

4 Linear Motion Presentation EXPRESS Conceptual Physics x

4.2 Speed

 You can calculate the speed of an object by dividing the distance covered by time.

PEARSON

4 Linear Motion Presentation EXPRESS Conceptual Physics x

4.2 Speed

Before the time of Galileo, people described moving things as simply "slow" or "fast." Such descriptions were vague. Galileo is credited as being the first to measure *speed* by considering the distance covered and the time it takes. **Speed** is how fast an object is moving.

$$\text{Speed} = \frac{\text{distance}}{\text{time}}$$

PEARSON

4 Linear Motion Presentation EXPRESS Conceptual Physics x

4.2 Speed

Any combination of units for distance and time that are useful and convenient are legitimate for describing speed:


- miles per hour (mi/h)
- kilometers per hour (km/h)
- centimeters per day
- light-years per century

PEARSON

4 Linear Motion Presentation EXPRESS Conceptual Physics

4.2 Speed

A cheetah is the fastest land animal over distances less than 500 meters and can achieve peak speeds of 100 km/h.



PEARSON

4 Linear Motion Presentation EXPRESS Conceptual Physics

4.2 Speed

We will primarily use the unit *meters per second* (m/s) for speed.

If a cheetah covers 50 meters in a time of 2 seconds, its speed is 25 m/s.

PEARSON

4 Linear Motion Presentation EXPRESS Conceptual Physics

4.2 Speed

Table 4.1		Approximate Speeds in Different Units
12 mi/h	= 20 km/h	= 6 m/s (bowling ball)
25 mi/h	= 40 km/h	= 11 m/s (very good sprinter)
37 mi/h	= 60 km/h	= 17 m/s (sprinting rabbit)
50 mi/h	= 80 km/h	= 22 m/s (tsunami)
62 mi/h	= 100 km/h	= 28 m/s (sprinting cheetah)
75 mi/h	= 120 km/h	= 33 m/s (batted softball)
100 mi/h	= 160 km/h	= 44 m/s (batted baseball)

PEARSON

4 Linear Motion Presentation EXPRESS Conceptual Physics

4.2 Speed

Instantaneous Speed


A car does not always move at the same speed. You can tell the speed of the car at any instant by looking at the car's speedometer. The speed at any instant is called the **instantaneous speed**.

PEARSON

4 Linear Motion Presentation EXPRESS Conceptual Physics

4.2 Speed

The speedometer gives readings of instantaneous speed in both mi/h and km/h.



PEARSON

4 Linear Motion Presentation EXPRESS Conceptual Physics

4.2 Speed

Average Speed

In a trip by car, the car will certainly not travel at the same speed all during the trip. The driver cares about the *average speed* for the trip as a whole. The **average speed** is the total distance covered divided by the time.

PEARSON

4 Linear Motion Presentation/EXPRESS Conceptual Physics

4.2 Speed

Average speed can be calculated easily:

$$\text{average speed} = \frac{\text{total distance covered}}{\text{time interval}}$$

For example, a distance of 240 kilometers during a time of 4 hours is an average speed of 60 km/h:

$$\text{average speed} = \frac{\text{total distance covered}}{\text{time interval}} = \frac{240 \text{ km}}{4 \text{ h}} = 60 \text{ km/h}$$

PEARSON

4 Linear Motion Presentation/EXPRESS Conceptual Physics

4.2 Speed

The average speed is often quite different from the instantaneous speed.

Whether we talk about average speed or instantaneous speed, we are talking about the rates at which distance is traveled.

PEARSON

4 Linear Motion Presentation/EXPRESS Conceptual Physics

4.2 Speed

If we know average speed and travel time, the distance traveled is easy to find.

total distance covered = average speed × travel time

For example, if your average speed is 80 kilometers per hour on a 4-hour trip, then you cover a total distance of 320 kilometers.

PEARSON

4 Linear Motion Presentation/EXPRESS Conceptual Physics

4.2 Speed

think!

If a cheetah can maintain a constant speed of 25 m/s, it will cover 25 meters every second. At this rate, how far will it travel in 10 seconds? In 1 minute?

PEARSON

4 Linear Motion Presentation/EXPRESS Conceptual Physics

4.2 Speed

think!

If a cheetah can maintain a constant speed of 25 m/s, it will cover 25 meters every second. At this rate, how far will it travel in 10 seconds? In 1 minute?

Answer: In 10 s the cheetah will cover 250 m, and in 1 min (or 60 s) it will cover 1500 m.

PEARSON

4 Linear Motion Presentation/EXPRESS Conceptual Physics

4.2 Speed

think!

The speedometer in every car also has an odometer that records the distance traveled. If the odometer reads zero at the beginning of a trip and 35 km a half hour later, what is the average speed?

PEARSON

4 Linear Motion Presentation EXPRESS Conceptual Physics

4.2 Speed

think!

The speedometer in every car also has an odometer that records the distance traveled. If the odometer reads zero at the beginning of a trip and 35 km a half hour later, what is the average speed?

Answer:

$$\text{average speed} = \frac{\text{total distance covered}}{\text{time interval}} = \frac{35 \text{ km}}{0.5 \text{ h}} = 70 \text{ km/h}$$

PEARSON

4 Linear Motion Presentation EXPRESS Conceptual Physics

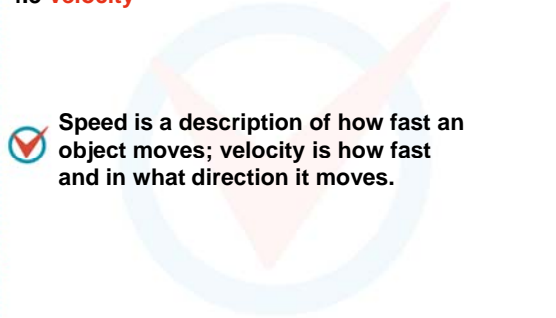
4.2 Speed

CONCEPT CHECK: How can you calculate speed?

PEARSON

4 Linear Motion Presentation EXPRESS Conceptual Physics

4.3 Velocity

 **Speed is a description of how fast an object moves; velocity is how fast and in what direction it moves.**


PEARSON

4 Linear Motion Presentation EXPRESS Conceptual Physics

4.3 Velocity

In physics, **velocity** is speed in a given direction.

- When we say a car travels at 60 km/h, we are specifying its speed.
- When we say a car moves at 60 km/h to the north, we are specifying its velocity.

 Velocity is directed speed.

PEARSON

4 Linear Motion Presentation EXPRESS Conceptual Physics

4.3 Velocity

A quantity such as velocity that specifies direction as well as magnitude is called a vector quantity.

- Speed is a scalar quantity.
- Velocity, like force, is a vector quantity.

PEARSON

4 Linear Motion Presentation EXPRESS Conceptual Physics

4.3 Velocity

Constant Velocity

Constant speed means steady speed. Something with constant speed doesn't speed up or slow down.

Constant velocity means both constant speed *and* constant direction.

Constant direction is a straight line, so constant velocity means motion in a straight line at constant speed.

PEARSON

4 Linear Motion Presentation EXPRESS Conceptual Physics x

4.3 Velocity

Changing Velocity

If *either* the speed *or* the direction (or both) is changing, then the velocity is changing.


- Constant speed and constant velocity are not the same.
- A body may move at constant speed along a curved path but it does not move with constant velocity, because its direction is changing every instant.

PEARSON

4 Linear Motion Presentation EXPRESS Conceptual Physics x

4.3 Velocity

The car on the circular track may have a constant speed but not a constant velocity, because its direction of motion is changing every instant.



PEARSON

4 Linear Motion Presentation EXPRESS Conceptual Physics x

4.3 Velocity

think!

The speedometer of a car moving northward reads 60 km/h. It passes another car that travels southward at 60 km/h. Do both cars have the same speed? Do they have the same velocity?

PEARSON

4 Linear Motion Presentation EXPRESS Conceptual Physics x

4.3 Velocity

think!

The speedometer of a car moving northward reads 60 km/h. It passes another car that travels southward at 60 km/h. Do both cars have the same speed? Do they have the same velocity?

Answer: Both cars have the same speed, but they have opposite velocities because they are moving in opposite directions.

PEARSON

4 Linear Motion Presentation EXPRESS Conceptual Physics x


4.3 Velocity

CONCEPT CHECK: How is velocity different from speed?

PEARSON

4 Linear Motion Presentation EXPRESS Conceptual Physics x

4.4 Acceleration

 You can calculate the acceleration of an object by dividing the change in its velocity by time.

PEARSON

4 Linear Motion Presentation EXPRESS Conceptual Physics

4.4 Acceleration

We can change the state of motion of an object by changing its speed, its direction of motion, or both.

Acceleration is the rate at which the velocity is changing.

$$\text{acceleration} = \frac{\text{change of velocity}}{\text{time interval}}$$

PEARSON

4 Linear Motion Presentation EXPRESS Conceptual Physics

4.4 Acceleration

In physics, the term *acceleration* applies to decreases as well as increases in speed.


The brakes of a car can produce large retarding accelerations, that is, they can produce a large decrease per second in the speed. This is often called *deceleration*.

PEARSON

4 Linear Motion Presentation EXPRESS Conceptual Physics

4.4 Acceleration

A car is accelerating whenever there is a *change* in its state of motion.




Can you see that the gas pedal (accelerator), brakes, and steering wheel in an automobile are all controls for acceleration?

PEARSON

4 Linear Motion Presentation EXPRESS Conceptual Physics

4.4 Acceleration

A car is accelerating whenever there is a *change* in its state of motion.




Can you see that the gas pedal (accelerator), brakes, and steering wheel in an automobile are all controls for acceleration?

PEARSON

4 Linear Motion Presentation EXPRESS Conceptual Physics

4.4 Acceleration

A car is accelerating whenever there is a *change* in its state of motion.



Can you see that the gas pedal (accelerator), brakes, and steering wheel in an automobile are all controls for acceleration?

PEARSON

4 Linear Motion Presentation EXPRESS Conceptual Physics

4.4 Acceleration

Change in Direction

Acceleration also applies to changes in *direction*.

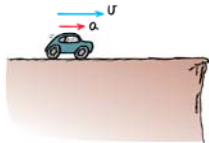
- It is important to distinguish between speed and velocity.
- Acceleration is defined as the rate of change in *velocity*, rather than *speed*.
- Acceleration, like velocity, is a vector quantity because it is directional.

PEARSON

4 Linear Motion Presentation EXPRESS
Conceptual Physics

4.4 Acceleration

Accelerate in the direction of velocity—speed up

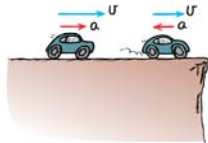


PEARSON

4 Linear Motion Presentation EXPRESS
Conceptual Physics

4.4 Acceleration

Accelerate in the direction of velocity—speed up
Accelerate against velocity—slow down

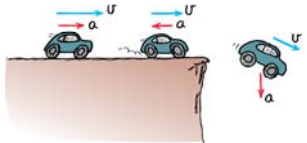


PEARSON

4 Linear Motion Presentation EXPRESS
Conceptual Physics

4.4 Acceleration

Accelerate in the direction of velocity—speed up
Accelerate against velocity—slow down
Accelerate at an angle to velocity—change direction



PEARSON

4 Linear Motion Presentation EXPRESS
Conceptual Physics

4.4 Acceleration

Change in Speed

When straight-line motion is considered, it is common to use speed and velocity interchangeably.
When the direction is not changing, acceleration may be expressed as the rate at which *speed* changes.

$$\text{acceleration (along a straight line)} = \frac{\text{change in speed}}{\text{time interval}}$$

PEARSON

4 Linear Motion Presentation EXPRESS
Conceptual Physics

4.4 Acceleration

Speed and velocity are measured in units of distance per time.

- Acceleration is the change in velocity (or speed) per time interval.
- Acceleration units are speed per time.
- Changing speed, without changing direction, from 0 km/h to 10 km/h in 1 second, acceleration along a straight line is

$$\text{acceleration} = \frac{\text{change in speed}}{\text{time interval}} = \frac{10 \text{ km/h}}{1 \text{ s}} = 10 \text{ km/h}\cdot\text{s}$$

PEARSON

4 Linear Motion Presentation EXPRESS
Conceptual Physics

4.4 Acceleration

The acceleration is 10 km/h•s, which is read as “10 kilometers per hour-second.”
Note that a unit for time appears twice: once for the unit of speed and again for the interval of time in which the speed is changing.

PEARSON

4 Linear Motion Presentation EXPRESS Conceptual Physics

4.4 Acceleration

think!

Suppose a car moving in a straight line steadily increases its speed each second, first from 35 to 40 km/h, then from 40 to 45 km/h, then from 45 to 50 km/h. What is its acceleration?

PEARSON

4 Linear Motion Presentation EXPRESS Conceptual Physics

4.4 Acceleration

think!

Suppose a car moving in a straight line steadily increases its speed each second, first from 35 to 40 km/h, then from 40 to 45 km/h, then from 45 to 50 km/h. What is its acceleration?

Answer: The speed increases by 5 km/h during each 1-s interval in a straight line. The acceleration is therefore 5 km/h•s during each interval.

PEARSON

4 Linear Motion Presentation EXPRESS Conceptual Physics

4.4 Acceleration

think!

In 5 seconds a car moving in a straight line increases its speed from 50 km/h to 65 km/h, while a truck goes from rest to 15 km/h in a straight line. Which undergoes greater acceleration? What is the acceleration of each vehicle?

PEARSON

4 Linear Motion Presentation EXPRESS Conceptual Physics

4.4 Acceleration

think!

In 5 seconds a car moving in a straight line increases its speed from 50 km/h to 65 km/h, while a truck goes from rest to 15 km/h in a straight line. Which undergoes greater acceleration? What is the acceleration of each vehicle?

Answer: The car and truck both increase their speed by 15 km/h during the same time interval, so their acceleration is the same.

PEARSON

4 Linear Motion Presentation EXPRESS Conceptual Physics


4.4 Acceleration

CONCEPT CHECK: How do you calculate acceleration?

PEARSON

4 Linear Motion Presentation EXPRESS Conceptual Physics

4.5 Free Fall: How Fast

 The acceleration of an object in free fall is about 10 meters per second squared (10 m/s²).

PEARSON

4 Linear Motion Presentation/EXPRESS Conceptual Physics x


4.5 Free Fall: How Fast

Falling Objects

Imagine there is no air resistance and that gravity is the only thing affecting a falling object.

- An object moving under the influence of the gravitational force only is said to be in **free fall**.
- The **elapsed time** is the time that has elapsed, or passed, since the beginning of any motion, in this case the fall.

Free fall to a sky diver means fall before the parachute is opened, usually with lots of air resistance. Physics terms and everyday terms often mean different things.



4 Linear Motion Presentation/EXPRESS Conceptual Physics x

4.5 Free Fall: How Fast

During each second of fall the instantaneous speed of the object increases by an additional 10 meters per second. This gain in speed per second is the acceleration.

$$\text{acceleration} = \frac{\text{change in speed}}{\text{time interval}} = \frac{10 \text{ m/s}}{1 \text{ s}} = 10 \text{ m/s}^2$$


4 Linear Motion Presentation/EXPRESS Conceptual Physics x

4.5 Free Fall: How Fast

When the change in speed is in m/s and the time interval is in s, the acceleration is in m/s², which is read as "meters per second squared."

The unit of time, the second, occurs twice—once for the unit of speed and again for the time interval during which the speed changes.

Since acceleration is a vector quantity, it's best to say the acceleration due to gravity is 10 m/s² down.



4 Linear Motion Presentation/EXPRESS Conceptual Physics x

4.5 Free Fall: How Fast

For free fall, it is customary to use the letter *g* to represent the acceleration because the acceleration is due to gravity. Although *g* varies slightly in different parts of the world, its average value is nearly 10 m/s². Where accuracy is important, the value of 9.8 m/s² should be used for the acceleration during free fall.

4 Linear Motion Presentation/EXPRESS Conceptual Physics x

4.5 Free Fall: How Fast

The instantaneous speed of an object falling from rest is equal to the acceleration multiplied by the elapsed time.


$$v = gt$$

The letter *v* represents both speed and velocity. When the acceleration *g* = 10 m/s² is multiplied by the elapsed time in seconds, the result is the instantaneous speed in meters per second.

4 Linear Motion Presentation/EXPRESS Conceptual Physics x

4.5 Free Fall: How Fast

If a falling rock were somehow equipped with a speedometer, in each succeeding second of fall its reading would increase by the same amount, 10 m/s.



4 Linear Motion Presentation EXPRESS Conceptual Physics

4.5 Free Fall: How Fast

Table 4.2 Free Fall Speeds of Objects

Elapsed Time (seconds)	Instantaneous Speed (meters/second)
0	0
1	10
2	20
3	30
4	40
5	50
t	10t

4 Linear Motion Presentation EXPRESS Conceptual Physics

4.5 Free Fall: How Fast

The average speed of any object moving in a straight line with constant acceleration is the average of the initial speed and the final speed.

The average speed of a freely falling object in its first second of fall is the sum of the initial speed of zero and the final speed of 10 m/s, divided by 2, or 5 m/s.

4 Linear Motion Presentation EXPRESS Conceptual Physics

4.5 Free Fall: How Fast

Rising Objects

Now consider an object thrown straight up:

- It moves upward for a while.
- At the highest point, when the object is changing its direction from upward to downward, its instantaneous speed is zero.
- It then falls downward as if it had been dropped from rest at that height.

4 Linear Motion Presentation EXPRESS Conceptual Physics

4.5 Free Fall: How Fast

During the upward part of this motion, the object slows from its initial upward velocity to zero velocity.

The object is accelerating because its velocity is changing. How much does its speed decrease each second?

4 Linear Motion Presentation EXPRESS Conceptual Physics

4.5 Free Fall: How Fast

The speed decreases at the same rate it increases when moving downward—at 10 meters per second each second.

- The *instantaneous speed* at points of equal elevation in the path is the same whether the object is moving upward or downward.
- The *velocities* are different because they are in opposite directions.
- During each second, the speed or the velocity changes by 10 m/s downward.

4 Linear Motion Presentation EXPRESS Conceptual Physics

4.5 Free Fall: How Fast

The change in speed each second is the same whether the ball is going upward or downward.

The diagram shows a ball's trajectory as a dashed vertical line with a parabolic shape. The ball starts at the bottom with an upward velocity vector labeled $v = 0 \text{ m/s}$. As it moves up, velocity vectors are shown at each second, increasing in length: $v = 10 \text{ m/s}$, $v = 20 \text{ m/s}$, $v = 30 \text{ m/s}$, $v = 40 \text{ m/s}$, and $v = 50 \text{ m/s}$ at the peak. On the way down, the velocity vectors decrease in length: $v = 40 \text{ m/s}$, $v = 30 \text{ m/s}$, $v = 20 \text{ m/s}$, $v = 10 \text{ m/s}$, and $v = 0 \text{ m/s}$ at the bottom. Time intervals of 1 second are marked between each velocity vector.

4 Linear Motion Presentation EXPRESS Conceptual Physics x

4.5 Free Fall: How Fast

think!

During the span of the second time interval in Table 4.2, the object begins at 10 m/s and ends at 20 m/s. What is the average speed of the object during this 1-second interval? What is its acceleration?

PEARSON

4 Linear Motion Presentation EXPRESS Conceptual Physics x

4.5 Free Fall: How Fast

think!

During the span of the second time interval in Table 4.2, the object begins at 10 m/s and ends at 20 m/s. What is the average speed of the object during this 1-second interval? What is its acceleration?

Answer: The average speed is 15 m/s. The acceleration is 10 m/s².

PEARSON

4 Linear Motion Presentation EXPRESS Conceptual Physics x

4.5 Free Fall: How Fast

think!

What would the speedometer reading on the falling rock be 4.5 seconds after it drops from rest? How about 8 seconds after it is dropped?

PEARSON

4 Linear Motion Presentation EXPRESS Conceptual Physics x

4.5 Free Fall: How Fast

think!

What would the speedometer reading on the falling rock be 4.5 seconds after it drops from rest? How about 8 seconds after it is dropped?

Answer: The speedometer readings would be 45 m/s and 80 m/s, respectively.

PEARSON

4 Linear Motion Presentation EXPRESS Conceptual Physics x

4.5 Free Fall: How Fast

CONCEPT CHECK: What is the acceleration of an object in free fall?

PEARSON

4 Linear Motion Presentation EXPRESS Conceptual Physics x

4.6 Free Fall: How Far

For each second of free fall, an object falls a greater distance than it did in the previous second.

PEARSON

4 Linear Motion Presentation EXPRESS Conceptual Physics

4.6 Free Fall: How Far


How far does an object in free fall travel in the first second?

- At the end of the first second, the falling object has an instantaneous speed of 10 m/s.
- The initial speed is 0 m/s.
- The average speed is 5 m/s.
- During the first second, the object has an average speed of 5 m/s, so it falls a distance of 5 m.

4 Linear Motion Presentation EXPRESS Conceptual Physics

4.6 Free Fall: How Far

Pretend that a falling rock is somehow equipped with an *odometer*. The readings of distance fallen increase with time.



4 Linear Motion Presentation EXPRESS Conceptual Physics

4.6 Free Fall: How Far

At the end of one second, the rock has fallen 5 meters.
 At the end of 2 seconds, it has dropped a total distance of 20 meters.
 At the end of 3 seconds, it has dropped 45 meters altogether.

4 Linear Motion Presentation EXPRESS Conceptual Physics

4.6 Free Fall: How Far

These distances form a mathematical pattern: at the end of time t , the object starting from rest falls a distance d .

$$d = \frac{1}{2}gt^2$$

4 Linear Motion Presentation EXPRESS Conceptual Physics

4.6 Free Fall: How Far

Table 4.3 Free Fall Distances of an Object	
Elapsed Time (seconds)	Distance Fallen (meters)
0	0
1	5
2	20
3	45
4	80
5	125
t	$\frac{1}{2}gt^2$

4 Linear Motion Presentation EXPRESS Conceptual Physics

4.6 Free Fall: How Far

We used freely falling objects to describe the relationship between distance traveled, acceleration, and velocity acquired.
 The same principles apply to any accelerating object. Whenever an object's initial speed is zero and the acceleration a is constant, velocity and distance traveled are:

$$v = at \text{ and } d = \frac{1}{2}at^2$$

4 Linear Motion Presentation EXPRESS Conceptual Physics

4.6 Free Fall: How Far

think!

An apple drops from a tree and hits the ground in one second. What is its speed upon striking the ground? What is its average speed during the one second? How high above ground was the apple when it first dropped?

PEARSON

4 Linear Motion Presentation EXPRESS Conceptual Physics

4.6 Free Fall: How Far

think!

An apple drops from a tree and hits the ground in one second. What is its speed upon striking the ground? What is its average speed during the one second? How high above ground was the apple when it first dropped?

Answer: The speed when it strikes the ground is 10 m/s. The average speed was 5 m/s and the apple dropped from a height of 5 meters.

PEARSON

4 Linear Motion Presentation EXPRESS Conceptual Physics

4.6 Free Fall: How Far

CONCEPT CHECK: For a falling object, how does the distance per second change?

PEARSON

4 Linear Motion Presentation EXPRESS Conceptual Physics

4.7 Graphs of Motion

On a speed-versus-time graph the slope represents speed per time, or acceleration.

PEARSON

4 Linear Motion Presentation EXPRESS Conceptual Physics

4.7 Graphs of Motion

Equations and tables are not the only way to describe relationships such as velocity and acceleration. Graphs can visually describe relationships.

PEARSON

4 Linear Motion Presentation EXPRESS Conceptual Physics

4.7 Graphs of Motion

Speed-Versus-Time

On a speed-versus-time graph, the speed v of a freely falling object can be plotted on the vertical axis and time t on the horizontal axis.

Speed vs. Time for a Freely Falling Object

Time (s)	Speed (m/s)
0	0
1	10
2	20
3	30
4	40
5	50

PEARSON

4 Linear Motion Presentation/EXPRESS Conceptual Physics

4.7 Graphs of Motion

- The "curve" that best fits the points forms a straight line.
- For every increase of 1 s, there is the same 10 m/s increase in speed.
- Mathematicians call this *linearity*.
- Since the object is dropped from rest, the line starts at the origin, where both v and t are zero.
- If we double t , we double v ; if we triple t , we triple v ; and so on.

4 Linear Motion Presentation/EXPRESS Conceptual Physics

4.7 Graphs of Motion

- This particular linearity is called a *direct proportion*, and we say that time and speed are directly proportional to each other.

Speed vs. Time for a Freely Falling Object

Time (s)	Speed (m/s)
0	0
1	10
2	20
3	30
4	40
5	50

4 Linear Motion Presentation/EXPRESS Conceptual Physics

4.7 Graphs of Motion

The curve is a straight line, so its slope is constant.
Slope is the vertical change divided by the horizontal change for any part of the line.

The slope of a line on a graph is RISE/RUN.

4 Linear Motion Presentation/EXPRESS Conceptual Physics

4.7 Graphs of Motion

For 10 m/s of vertical change there is a horizontal change of 1 s.
 The slope is 10 m/s divided by 1 s, or 10 m/s².
 The straight line shows the acceleration is constant.
 If the acceleration were greater, the slope of the graph would be steeper.

4 Linear Motion Presentation/EXPRESS Conceptual Physics

4.7 Graphs of Motion

Distance-Versus-Time

When the distance d traveled by a freely falling object is plotted on the vertical axis and time t on the horizontal axis, the result is a curved line.

4 Linear Motion Presentation/EXPRESS Conceptual Physics

4.7 Graphs of Motion

This distance-versus-time graph is parabolic.

Distance vs. Time for a Freely Falling Object


Time (s)	Distance (m)
0	0
1	5
2	20
3	45
4	80
5	125

4 Linear Motion Presentation/EXPRESS Conceptual Physics

4.7 Graphs of Motion

The relationship between distance and time is *nonlinear*. The relationship is *quadratic* and the curve is *parabolic*—when we double t , we do not double d ; we quadruple it. Distance depends on time *squared*!

How fast something falls is entirely different than how far it falls. From rest, how fast is given by $v = gt$; how far by $d = \frac{1}{2}gt^2$.



PEARSON

4 Linear Motion Presentation/EXPRESS Conceptual Physics

4.7 Graphs of Motion

A curved line also has a slope—different at different points. The slope of a curve changes from one point to the next. The slope of the curve on a distance-versus-time graph is speed, the *rate* at which distance is covered per unit of time. The slope steepens (becomes greater) as time passes, which shows that speed increases as time passes.

PEARSON

4 Linear Motion Presentation/EXPRESS Conceptual Physics

4.7 Graphs of Motion

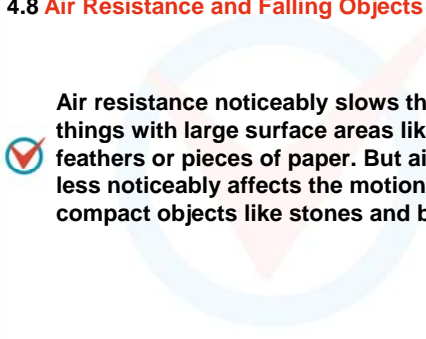
CONCEPT CHECK: What does a slope of a speed-versus-time graph represent?

PEARSON

4 Linear Motion Presentation/EXPRESS Conceptual Physics

4.8 Air Resistance and Falling Objects

Air resistance noticeably slows the motion of things with large surface areas like falling feathers or pieces of paper. But air resistance less noticeably affects the motion of more compact objects like stones and baseballs.



PEARSON

4 Linear Motion Presentation/EXPRESS Conceptual Physics

4.8 Air Resistance and Falling Objects


Drop a feather and a coin and the coin reaches the floor far ahead of the feather. Air resistance is responsible for these different accelerations. In a vacuum, the feather and coin fall side by side with the same acceleration, g .

PEARSON

4 Linear Motion Presentation/EXPRESS Conceptual Physics

4.8 Air Resistance and Falling Objects

A feather and a coin accelerate equally when there is no air around them.



PEARSON

4 Linear Motion Presentation EXPRESS Conceptual Physics x

4.8 Air Resistance and Falling Objects

In many cases the effect of air resistance is small enough to be neglected.

With negligible air resistance, falling objects can be considered to be falling freely.

PEARSON

4 Linear Motion Presentation EXPRESS Conceptual Physics x


4.8 Air Resistance and Falling Objects

CONCEPT CHECK: How does air resistance affect falling objects?

PEARSON

4 Linear Motion Presentation EXPRESS Conceptual Physics x

4.9 How Fast, How Far, How Quickly How Fast Changes

 **Acceleration is the rate at which velocity itself changes.**

PEARSON

4 Linear Motion Presentation EXPRESS Conceptual Physics x

4.9 How Fast, How Far, How Quickly How Fast Changes

Don't mix up "how fast" with "how far."

- How fast something freely falls from rest after a certain elapsed time is speed or velocity. The appropriate equation is $v = gt$.
- How far that object has fallen is distance. The appropriate equation is $d = 1/2gt^2$.

PEARSON

4 Linear Motion Presentation EXPRESS Conceptual Physics x

4.9 How Fast, How Far, How Quickly How Fast Changes

One of the most confusing concepts encountered in this book is acceleration, or "how quickly does speed or velocity change."

What makes acceleration so complex is that it is a *rate of a rate*. It is often confused with velocity, which is itself a rate (the rate at which distance is covered).

Acceleration is not velocity, nor is it even a change in velocity.

PEARSON

4 Linear Motion Presentation EXPRESS Conceptual Physics x

4.9 How Fast, How Far, How Quickly How Fast Changes

CONCEPT CHECK: What is the relationship between velocity and acceleration?

PEARSON

4 Linear Motion Presentation EXPRESS Conceptual Physics

Assessment Questions

1. Jake walks east through a passenger car on a train that moves 10 m/s in the same direction. Jake's speed relative to the car is 2 m/s. Jake's speed relative to an observer at rest outside the train is

- 2 m/s.
- 5 m/s.
- 8 m/s.
- 12 m/s.

PEARSON

4 Linear Motion Presentation EXPRESS Conceptual Physics

Assessment Questions

1. Jake walks east through a passenger car on a train that moves 10 m/s in the same direction. Jake's speed relative to the car is 2 m/s. Jake's speed relative to an observer at rest outside the train is

- 2 m/s.
- 5 m/s.
- 8 m/s.
- 12 m/s.

Answer: D

PEARSON

4 Linear Motion Presentation EXPRESS Conceptual Physics

Assessment Questions

2. A gazelle travels 2 km in a half hour. The gazelle's average speed is

- 1/2 km/h.
- 1 km/h.
- 2 km/h.
- 4 km/h.

PEARSON

4 Linear Motion Presentation EXPRESS Conceptual Physics

Assessment Questions

2. A gazelle travels 2 km in a half hour. The gazelle's average speed is

- 1/2 km/h.
- 1 km/h.
- 2 km/h.
- 4 km/h.

Answer: D

PEARSON

4 Linear Motion Presentation EXPRESS Conceptual Physics

Assessment Questions

3. Constant speed in a constant direction is

- constant velocity.
- constant acceleration.
- instantaneous speed.
- average velocity.

PEARSON

4 Linear Motion Presentation EXPRESS Conceptual Physics

Assessment Questions

3. Constant speed in a constant direction is

- constant velocity.
- constant acceleration.
- instantaneous speed.
- average velocity.

Answer: A

PEARSON

4 Linear Motion Presentation EXPRESS Conceptual Physics

Assessment Questions

4. A vehicle undergoes acceleration when it

- gains speed.
- decreases speed.
- changes direction.
- all of the above

PEARSON

4 Linear Motion Presentation EXPRESS Conceptual Physics

Assessment Questions

4. A vehicle undergoes acceleration when it

- gains speed.
- decreases speed.
- changes direction.
- all of the above

Answer: D

PEARSON

4 Linear Motion Presentation EXPRESS Conceptual Physics

Assessment Questions

5. If a falling object gains 10 m/s each second it falls, its acceleration can be expressed as

- 10 m/s/s.
- 10 m/s².
- $v = gt$.
- both A and B.

PEARSON

4 Linear Motion Presentation EXPRESS Conceptual Physics

Assessment Questions

5. If a falling object gains 10 m/s each second it falls, its acceleration can be expressed as

- 10 m/s/s.
- 10 m/s².
- $v = gt$.
- both A and B.

Answer: D

PEARSON

4 Linear Motion Presentation EXPRESS Conceptual Physics

Assessment Questions

6. A rock falls 180 m from a cliff into the ocean. How long is it in free fall?

- 6 s
- 10 s
- 18 s
- 180 s

PEARSON

4 Linear Motion Presentation EXPRESS Conceptual Physics

Assessment Questions

6. A rock falls 180 m from a cliff into the ocean. How long is it in free fall?

- 6 s
- 10 s
- 18 s
- 180 s

Answer: A

PEARSON

4 Linear Motion PresentationEXPRESS Conceptual Physics

Assessment Questions

7. The slope of a speed-versus-time graph represents

- distance traveled.
- velocity.
- acceleration.
- air resistance.

PEARSON

4 Linear Motion PresentationEXPRESS Conceptual Physics

Assessment Questions

7. The slope of a speed-versus-time graph represents

- distance traveled.
- velocity.
- acceleration.
- air resistance.

Answer: C

PEARSON

4 Linear Motion PresentationEXPRESS Conceptual Physics

Assessment Questions

8. In a vacuum tube, a feather is seen to fall as fast as a coin. This is because

- gravity doesn't act in a vacuum.
- air resistance doesn't act in a vacuum.
- greater air resistance acts on the coin.
- gravity is greater in a vacuum.

PEARSON

4 Linear Motion PresentationEXPRESS Conceptual Physics

Assessment Questions

8. In a vacuum tube, a feather is seen to fall as fast as a coin. This is because

- gravity doesn't act in a vacuum.
- air resistance doesn't act in a vacuum.
- greater air resistance acts on the coin.
- gravity is greater in a vacuum.

Answer: B

PEARSON

4 Linear Motion PresentationEXPRESS Conceptual Physics

Assessment Questions

9. Speed and acceleration are actually

- one and the same concept, but expressed differently.
- rates of one another.
- entirely different concepts.
- expressions of distance traveled.

PEARSON

4 Linear Motion PresentationEXPRESS Conceptual Physics

Assessment Questions

9. Speed and acceleration are actually

- one and the same concept, but expressed differently.
- rates of one another.
- entirely different concepts.
- expressions of distance traveled.

Answer: C

PEARSON